

Slime





Groceries


- Corn starch
- Food coloring






Supplies







- ½ liquid measuring cup
- ½ dry measuring cup
- Bowls
- Spoons


Today, we made slime.

1 
First, we measured cornstarch and

water.

2 
Second, we poured the cornstarch

into a bowl.


3 
Third, we added several drops of

food coloring to a cup of water.


Finally, we added water to the

corn starch.


Measure $\frac{1}{2}$ cup of cornstarch and
 $\frac{1}{2}$ cup of water.



Pour the cornstarch into a bowl.




Add several drops of food coloring
to $\frac{1}{2}$ cup of water.




Add a little water at a time to the
cornstarch. Continue adding water
and stir until it turns into slime.




Measure $\frac{1}{2}$ cup of cornstarch and
 $\frac{1}{2}$ cup of water.



Pour the cornstarch into a bowl.



Add several drops of food coloring to $\frac{1}{2}$ cup of water.



Add a little water at a time to the cornstarch. Continue adding water and stir until it turns into slime.

