

Alphabet logs



Groceries

- Celery
- Cream cheese
- Alphabet cereal






Supplies

- Knives – 1 per group
- Napkins

Today,  we made  alphabet logs.

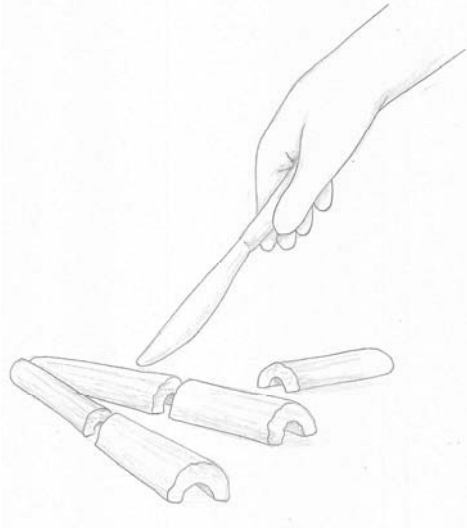
1st  we cut  celery into  pieces.

2nd  we spread  cream cheese in  the trench of the  celery.

3rd  we put  alphabet cereal on the  cream cheese to spell words. 
 

Finally,  we ate our  alphabet log.


Cut the celery into 3-4 inch pieces.



Spread cream cheese in the trench of the celery.



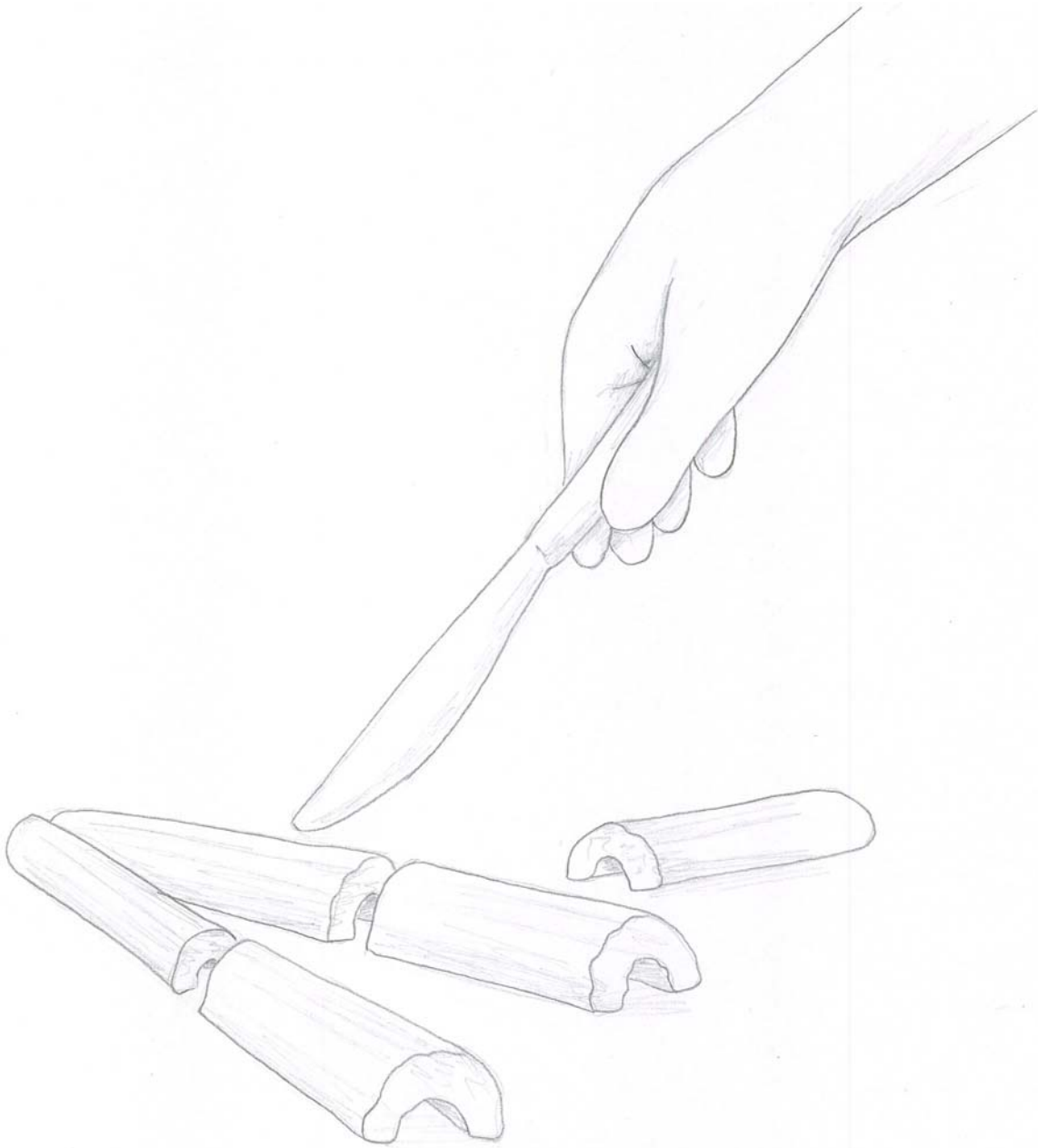
Put alphabet cereal on top of the cream cheese to spell words.



Eat and enjoy.




Cut celery into 3-4 inch pieces.



Spread cream cheese in the trench
of the celery.



Put alphabet cereal on top of the cream cheese to spell words.



Eat and enjoy.

